




AVR

AUXILIARY VOLTAGE RELAY

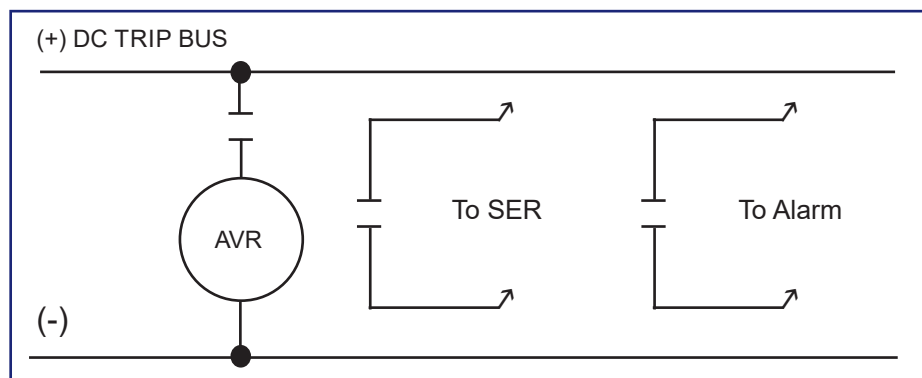


- High Reliability
- Millisecond Actuation
- Simple Installation
- Low Cost
- RoHS Compliant (Directive 2002/95/EC)
-  Recognized Models

Type AVR voltage actuated relays are designed for indication, alarm of annunciation in electric utility applications. The relays are used for data inputs to supervisory control/ data acquisition systems and sequential event recorders.













The relay contains high-speed switch contacts and a low power dc coil. Contacts close in less than 3 milliseconds.

The Auxiliary Voltage Relay is easily installed. The contacts are front mounted on the case which is constructed of glass-filled polycarbonate.



Sample Application

AVR ORDER INFORMATION

Coil Parameters					Relay Rating				
Part No.	DC Voltage			Resistance (Ohms)	Time (Msecs) Including Bounce	Breakdown Voltage (Vdc)	Switch Form	UL Recognized	Contact Rating Switching
	Nominal	Operate	Maximum Continuous						
7792301	129	90	152	13000	3.0	1000	2A		50 Watts 1.5 A max. 500 Vdc
7792302	48	30	56	3200	3.0	1000	2A		
7792303	24	15	28	1600	3.0	1000	2A		
7792304	129	90	152	13000	3.0	1000	1A		
7792305	33	12	45	550	4.0	1000	C		100 Watts 3.0 A max. 300 Vdc
7792307	129	90	152	13000	4.0	1000	C		
7792310	48	30	56	3200	4.0	1000	C		
7792315	24	15	28	1600	4.0	1000	C		
7792316	250	180	280	29000	4.0	1000	C		
7792306	24	15	28	1600	0.75	750	1A		50 Watts 1.0 A max. 250 Vdc
7792308	129	90	152	13000	0.75	750	1A		
7792317	250	180	280	29000	0.75	750	1A		
7792320	48	30	56	3200	0.75	200	1A1B		10 Watts 0.35 A max. 125 Vdc
7792321	24	15	28	1600	0.75	200	1A1B		
7792322	129	90	152	13000	0.75	200	1A1B		
7792323	250	180	280	29000	4.0	1000	1A1B		50 Watts 1.5 A max. 500 Vdc
7792326	129	90	152	13000	4.0	1000	1A1B		
7792309	48	30	56	3200	1.0	500	1A		50 Watts 1.0 A max. 250 Vdc
7792312	129	90	152	13000	1.0	500	1A		
7792313	48	30	56	3200	1.0	500	2A		
7792314	129	90	152	13000	1.0	500	2A		
7792311	250	180	280	29000	3.0	1000	2A		
7792318	24	15	28	1600	3.0	1000	2B		50 Watts 1.5 A max. 500 Vdc
7792319	48	30	56	3200	3.0	1000	2B		
7792327	129	90	152	13000	3.0	1000	2B		

Operating Temperature: 0° to 50° Centigrade
 Storage Temperature: -54° to 85° Centigrade
 Altitude Range: 0 to 50,000 feet
 Moisture Resistance: 95% Relative Humidity

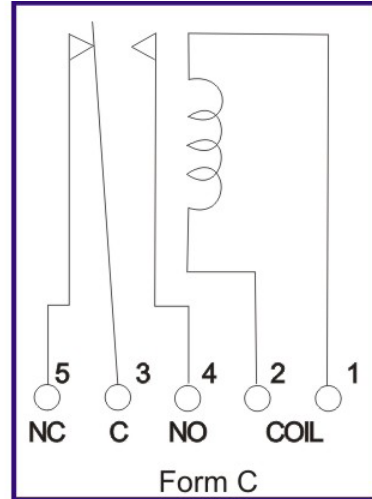
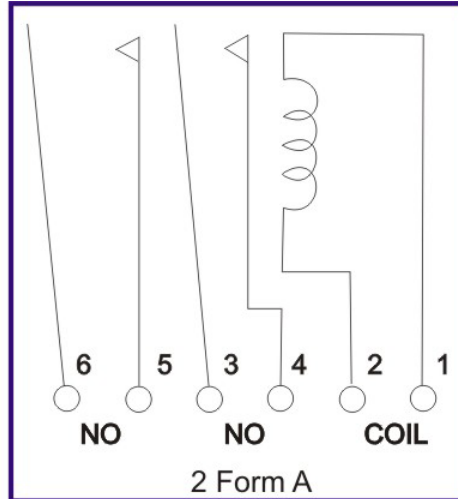
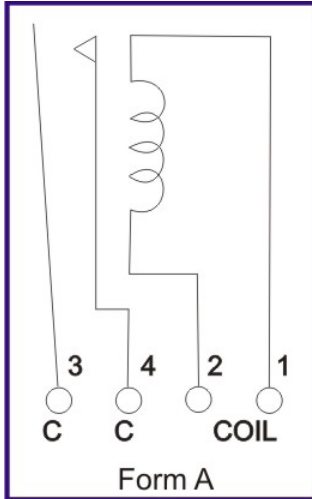
Life Expectancy: 1 x 10⁸ Operations Minimum
 Weight: 12 oz maximum Form C, Form A
 14 oz maximum 2 Form A
 Cycling Rate: 60 cps maximum

ACCESSORY

632A050 DIN Rail Mounting Kit 1 kit/relay

E-MAX Trip Indication Relays are RoHS Compliant

The substances banned under RoHS are lead (Pb), mercury (Hg), cadmium (Cd), hexavalent chromium (CrVI), polybrominated biphenyls (PBB) and polybrominated diphenyl ethers (PBDE).



ACCESSORIES

DIN Rail Mounting Kit - Snap-on / Snap/Off Rail Clips

P/N 632A050



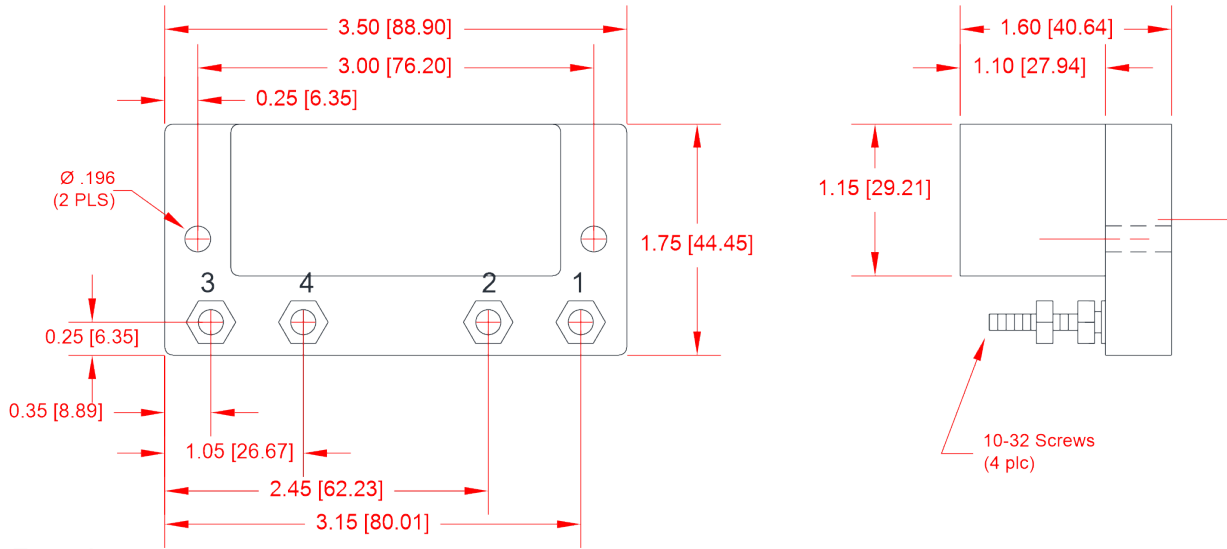
Each kit contains two screws and two mounting clips.

Attach the clips to the relay using the standard relay mounting holes and the included screws.

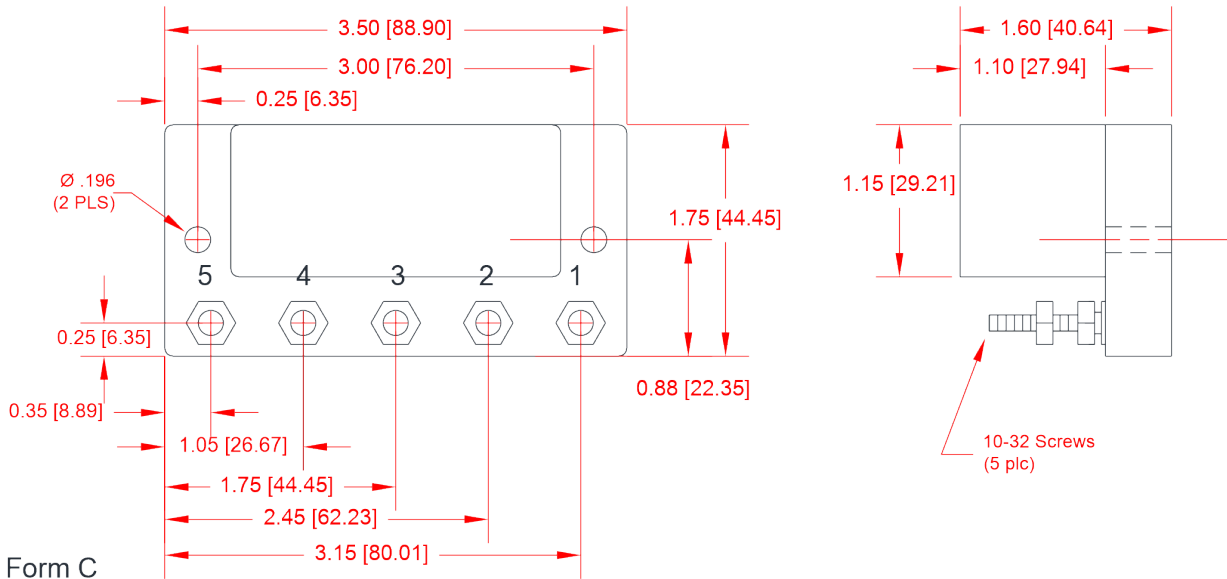
Snap the relay in place on the rail!



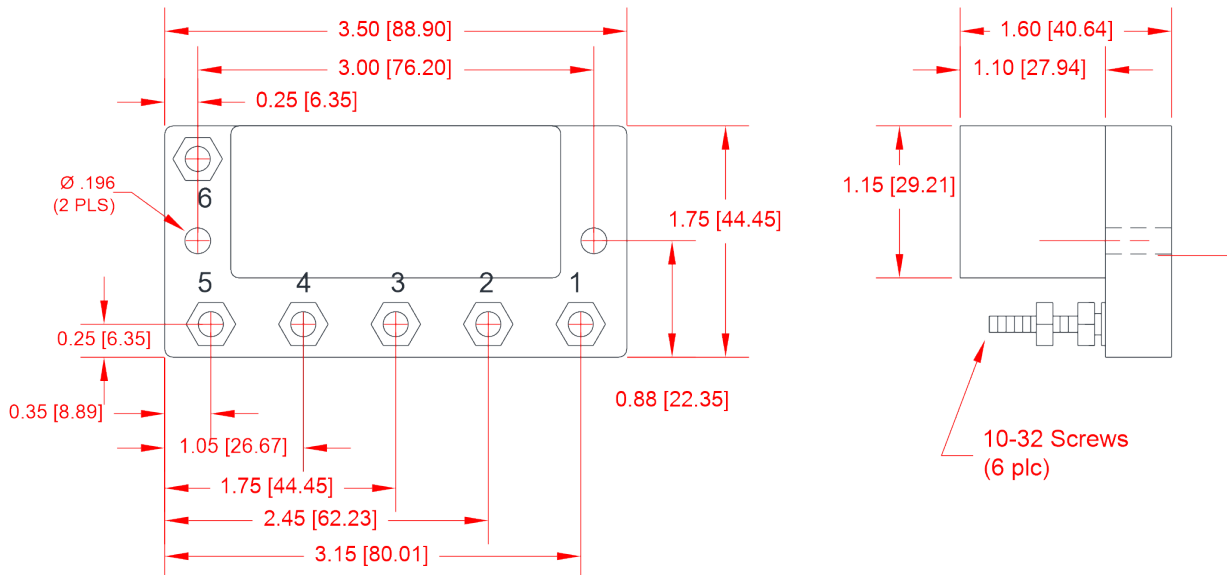
DIMENSIONS



Form A



Form C



2 Form A