





# E-MAX AVR

AUXILIARY VOLTAGE RELAYS

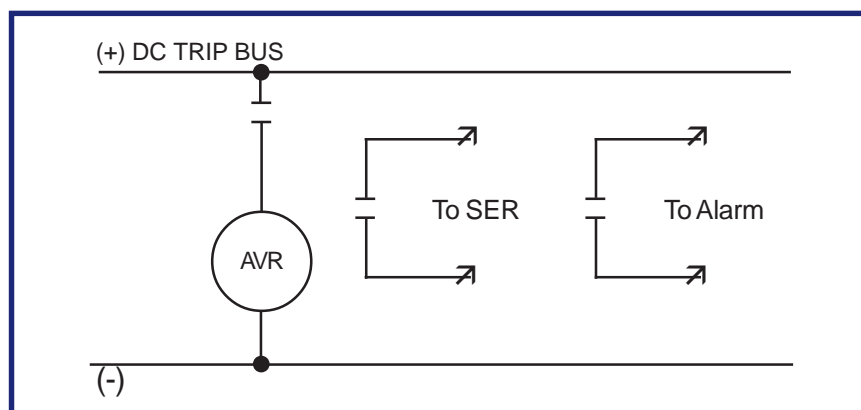
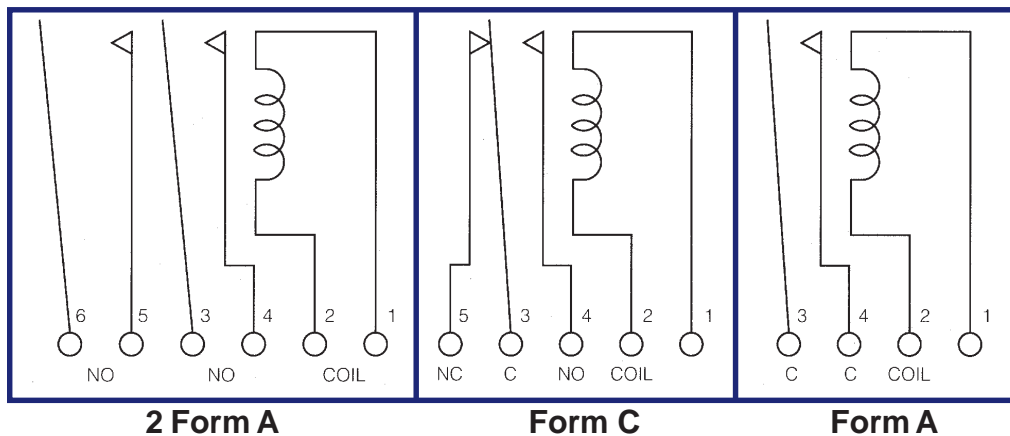


- High Reliability
- Millisecond Actuation
- Simple Installation
- Low Cost
- RoHS Compliant (Directive 2002/95/EC)
-  Recognized Models

Type AVR voltage actuated relays are designed for indication, alarm or annunciation in electric utility applications. The relays are used for data inputs to supervisory control/data acquisition systems and sequential event recorders.

The relay contains high-speed switch contacts and a low power dc coil. Contacts close in less than 3 milliseconds.

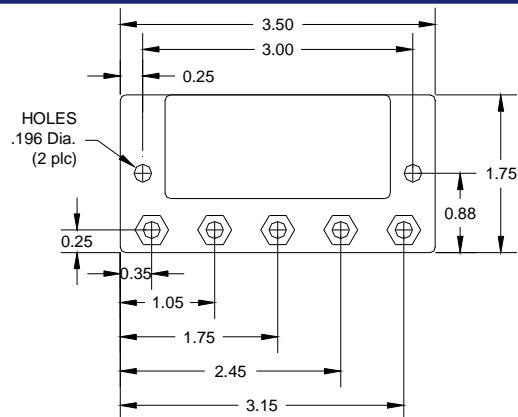
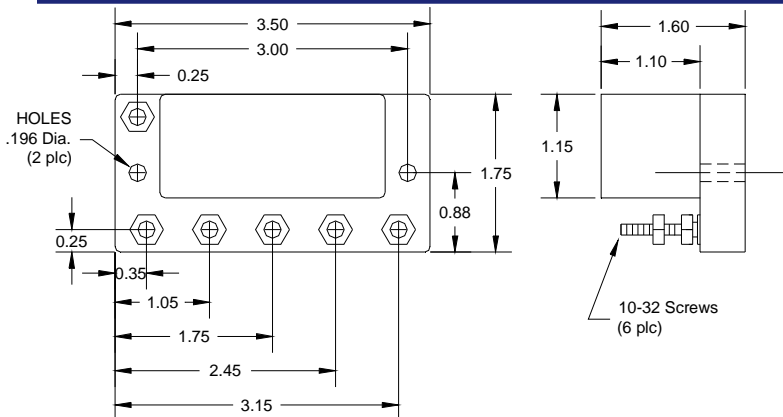
The Auxiliary Voltage Relay is easily installed. The contacts are front mounted on the case which is constructed of glass-filled polycarbonate.



Sample Application

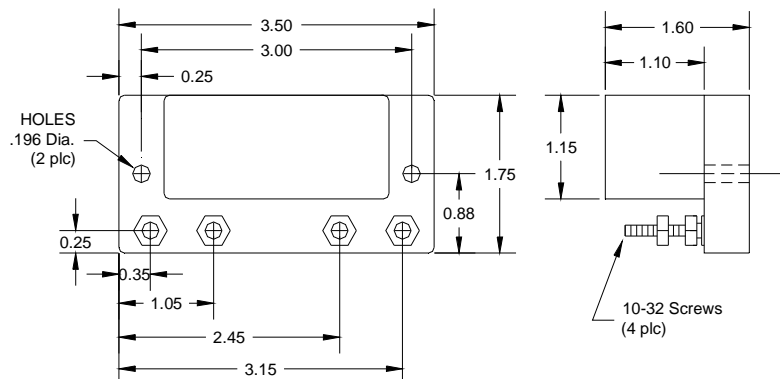
# AVR DIMENSIONS

ALL DIMENSIONS IN INCHES



2 Form A

Form C



Form A

# AVR ORDER INFORMATION

Coil Parameters					Relay Rating				
Part No.	DC Voltage			Resistance (Ohms)	Time (Msecs) Including Bounce	Breakdown Voltage (Vdc)	Switch Form	UL Recognized	Contact Rating Switching
	Nominal	Operate	Maximum Continuous						
7792301	129	90	152	13000	3.0	1000	2A		50 Watts
7792302	48	30	56	3200	3.0	1000	2A		1.5 A max. 500 Vdc
7792303	24	15	28	1600	3.0	1000	2A		
7792304	129	90	152	13000	3.0	1000	1A	C	100 Watts 3.0 A max. 300 Vdc
7792305	33	12	45	550	4.0	1000	C	C	
7792307	129	90	152	13000	4.0	1000	C	C	
7792310	48	30	56	3200	4.0	1000	C	C	
7792315	24	15	28	1600	4.0	1000	C	C	
7792316	250	180	280	29000	4.0	1000	C	C	
7792306	24	15	28	1600	0.75	750	1A	C	50 Watts
7792308	129	90	152	13000	0.75	750	1A	C	1.0 A max. 250 Vdc
7792317	250	180	280	29000	0.75	750	1A	C	
7792320	48	30	56	3200	0.75	200	1A1B	C	10 Watts
7792321	24	15	28	1600	0.75	200	1A1B	C	0.35 A max. 125 Vdc
7792322	129	90	152	13000	0.75	200	1A1B	C	
7792323	250	180	280	29000	4.0	1000	1A1B		50 Watts
7792326	129	90	152	13000	4.0	1000	1A1B		1.5 A max. 500 Vdc
7792309	48	30	56	3200	1.0	500	1A		25 Watts 1.0 A max. 300 Vdc
7792312	129	90	152	13000	1.0	500	1A		
7792313	48	30	56	3200	1.0	500	2A		
7792314	129	90	152	13000	1.0	500	2A		
7792311	250	180	280	29000	3.0	1000	2A		50 Watts 1.5 A max. 500 Vdc
7792318	24	15	28	1600	3.0	1000	2B		
7792319	48	30	56	3200	3.0	1000	2B		
7792327	129	90	152	13000	3.0	1000	2B		

Operating Temperature: 0° to 50° Centigrade  
 Storage Temperature: -54° to 85° Centigrade  
 Altitude Range: 0 to 50,000 feet  
 Moisture Resistance: 95% Relative Humidity

Life Expectancy: 1 x 10<sup>6</sup> Operations Minimum  
 Weight: 12 oz maximum Form C, Form A  
 14 oz maximum 2 Form A  
 Cycling Rate: 60 cps maximum