




PVR




PROTECTED VOLTAGE RELAY



- High Reliability
- Millisecond Actuation
- Simple Installation
- Low Cost
- RoHS Compliant (Directive 2002/95/EC)
-  Recognized Models

Type PVR voltage-actuated relays are designed for indication alarm or annunciation in electric utility applications. They are used for data inputs to supervisory control/data acquisition and sequential event recorders. The relays contain a low power dc coil with circuitry to protect it from damage due to high voltage transients. High speed reed switch contacts operate in less than 3 milliseconds. The case is molded of glass-filled polycarbonate and is easily installed.

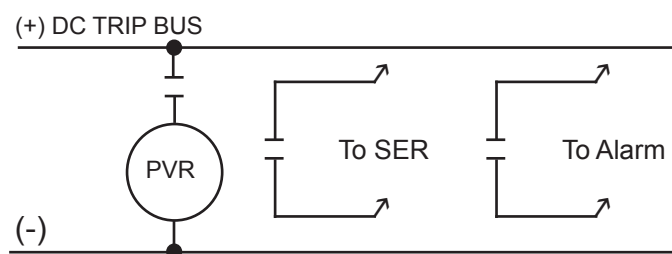
ORDERING INFORMATION

Part No.	Coil Parameters				Time (Msecs) Including Bounce	Relay Rating			Contact Rating Switching
	DC Voltage Maximum Nominal	Maximum Operate	Maximum Continuous	Resistance +10% Ohms		Breakdown Voltage (Vdc)	Switch Form	UL Recognized	
780A301	129	90	152	13000	3.0	1000	2A		50 W 1.5 A max. 500 Vdc
780A302	48	30	56	3200	3.0	1000	2A		
780A303	24	15	28	1600	3.0	1000	2A		
780A304	129	90	152	13000	4.0	1000	1A		100 W 3.0 A max. 300 Vdc
780A307	129	90	152	13000	4.0	1000	C		50 W 1.0 A max. 250 Vdc
780A308	129	90	152	13000	0.75	750	2A		50 W 1.5 A max. 500 Vdc
780A311	250	180	280	29000	3.0	1000	2A		50 W 1.5 A max. 500 Vdc

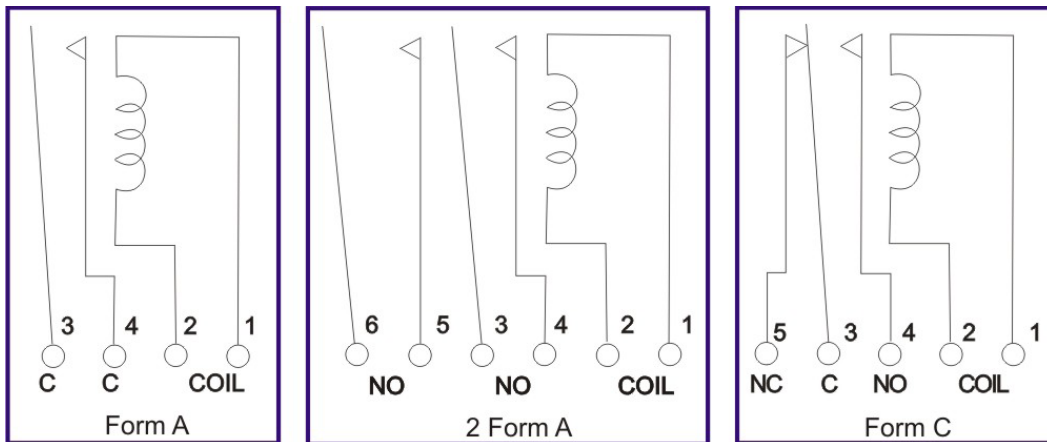
Operating Temperature: 0° to 50° Centigrade
 Storage Temperature: -54° to 85° Centigrade
 Altitude Range: 0 to 50,000 feet
 Moisture Resistance: 95% Relative Humidity

Life Expectancy: 1 x 10⁶ Operations Minimum
 Weight: 12 oz maximum Form C, Form A
 14 oz maximum 2 Form A
 Cycling Rate: 60 cps maximum

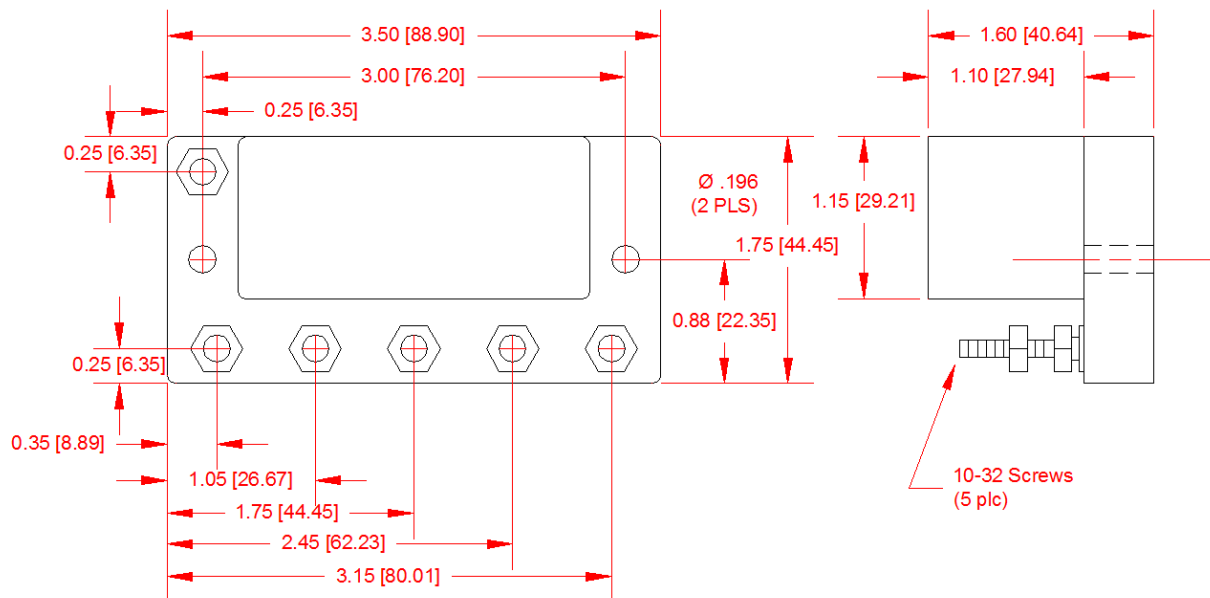
SAMPLE APPLICATION



SCHEMATIC



DIMENSIONS



ACCESSORIES

DIN Rail Mounting Kit - Snap-on / Snap/Off Rail Clips

P/N 632A050



Each kit contains two screws and two mounting clips.

Attach the clips to the relay using the standard relay mounting holes and the included screws.

Snap the relay in place on the rail!

